

PRODUCT DATASHEET

Floodlight Essential Sensor 150W 4000K

Essentials Floodlights Sensor | Essential Floodlights with Sensor for basic user purposes



Areas of application

- Outdoor
- Building facades

Product benefits

- IP65 protection is suitable for outdoor application (for sensor types 100W, 150W, 200W: IP44, the protection against splash water)
- White satin-frosted diffuser for uniform glare-free light
- Demand based lighting and energy saving thanks to motion and daylight sensor

Product features

- Type of protection, luminaire head and housing: IP65, Type of protection, Sensor: up to IP65
- Adjustable light angle



TECHNICAL DATA

Electrical data

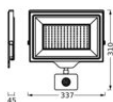
Nominal wattage	150.00 W
Nominal voltage	220...240 V
Mains frequency	50...60 Hz
Nominal current	675.000 mA
Inrush current	1.50 A
Inrush current time T_{h50}	136 μ s
Max. number of luminaires per miniature circuit breaker B16	16
Max. number of luminaires per miniature circuit breaker C16	16
Power factor λ	> 0.90
Total harmonic distortion	< 20 %
Protection class	I
Operating mode	Integrated LED driver

Photometrical data

Luminous flux	15000 lm
Total luminous flux of contained light sources	17000 lm
Luminous efficacy	100 lm/W
Color temperature	4000 K
Light color (designation)	Cool White
Color rendering index Ra	> 80
Standard deviation of color matching	6 sdc _m
Luminous intensity	6000 cd
Flickering metric (Pst LM)	<1
Photobiological safety group acc. to EN62778	RG0
Beam angle	110 °

Dimensions & Weight

Length	337.00 mm
Width	45.00 mm
Height	310.00 mm
Product weight	1580.00 g



Materials & Colors

Product color	Black
Housing color	Black
Body material	Aluminum
Cover material	Glass
Glow Wire Test according to IEC 60695-2-12	650 °C
Mercury content	0.0 mg

Application & Mounting

Ambient temperature range	-20...+40 °C
Temperature range at storage	-25...+80 °C
Type of connection	Cable, 3-pole
Type of protection	IP44
Protection class IK (shock resistance)	IK06
Dimmable	No
Mounting type	Surface
LED module replaceable	Not replaceable
With light source	Yes

Lifespan

Lifespan L70/B50 at 25 °C	25000 h ¹⁾
Number of switching cycles	12500

¹⁾ t[h]: L70 / B50 @ 25 °C (Ta), t[h]: L80 / B10 @ 25 °C (Ta), t[h]: L90 / B10 @ 25 °C (Ta)

Sensor

Type of sensor	Motion / Daylight
Sensor technology	Passive infrared (PIR)
Detection range of motion sensor	6 m

Certificates & Standards

Standards	CE / UKCA
Luminaire with limited surface temperature, "D sign"	No




Additional product data

Product remark	Available from October 2023
Number of illuminants	1

EQUIPMENT / ACCESSORIES

- Connection cable included

DOWNLOAD DATA

Documents and certificates	
	User instruction
	Packaging insert
	Declarations Of Conformity CE

LOGISTICAL DATA

Product code	Packaging unit (Pieces/Unit)	Dimensions (length x width x height)	Gross weight	Volume
4058075831612	Folding box 1	57 mm x 347 mm x 283 mm	1714.00 g	5.60 dm ³
4058075831629	Shipping box 4	365 mm x 244 mm x 310 mm	7311.00 g	27.61 dm ³

The mentioned product code describes the smallest quantity unit which can be ordered. One shipping unit can contain one or more single products. When placing an order, for the quantity please enter single or multiples of a shipping unit.

DISCLAIMER

Subject to change without notice. Errors and omission excepted. Always make sure to use the most recent release.