

## PRODUCT DATASHEET

### SubstiTUBE T8 EM CON Advanced Ultra Output 7.5 W/6500 K 600 mm

SubstiTUBE T8 EM CONNECTED | LED tube for electromagnetic control gears works with Connected Sensors



#### Areas of application

- General illumination within ambient temperatures from -20...+50 °C
- Parking lots, warehouses, production areas, stairways
- Industry
- Offices

#### Product benefits

- No bending thanks to glass technology
- Shatter protection thanks to special PET coating
- Short payback period thanks to low energy consumption and maintenance costs

#### Product features

- Network protocol: ZigBee 3.0 (2.4 GHz mesh network)
- Connected tube can be only operated with Connected sensor
- Dimmable only with LEDVANCE Connected Sensor



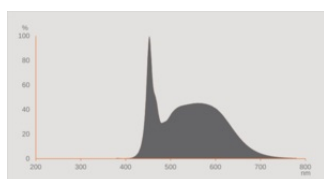
**TECHNICAL DATA**

**Electrical data**

Nominal wattage	7.5 W
Construction wattage	7.50 W
Nominal voltage	220...240 V
Claimed equiv. conventional lamp power	18 W
Nominal current	38 mA
Type of current	AC
Operating frequency	50/60 Hz
Mains frequency	50/60 Hz
Power factor $\lambda$	> 0.90

**Photometrical data**

Luminous flux	1100 lm
Luminous efficacy	146 lm/W
Lumen main.fact.at end of nom.life time	0.70
Light color (designation)	Cool Daylight
Color temperature	6500 K
Color rendering index Ra	80
Light color	865
Standard deviation of color matching	$\leq 5$ sdc <sub>m</sub>
Flickering metric (Pst LM)	1
Stroboscope effect metric (SVM)	0,4



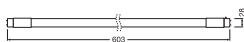
**Light technical data**

Beam angle	160 °
Warm-up time (60 %)	< 2.00 s
Starting time	< 0.5 s



Rated beam angle (half peak value)	160.00 °
------------------------------------	----------

### Dimensions & Weight



Overall length	603.00 mm
Length with base excl. base pins/connection	590,00 mm
Diameter	28.00 mm
Tube diameter	26,5 mm
Base diameter	28,0 mm
Maximum diameter	28 mm
Product weight	117.00 g

### Temperatures & operating conditions

Ambient temperature range	-20...+50 °C
---------------------------	--------------

### Lifespan

Lifespan	50000 h
Number of switching cycles	200000
Lumen maintenance at end of serv	0.70
Rated lamp survival factor at 6,000	≥ 0.90

### Additional product data

Base (standard designation)	G13
Mercury content	0.0 mg

### Capabilities

Dimmable	Yes
----------	-----

### Certificates & Standards

Energy efficiency class	D 1)
Energy consumption	8.00 kWh/1000h
Type of protection	IP20
Standards	CE



<sup>1)</sup> Energy efficiency class (EEC) on a scale of A (highest efficiency) to G (lowest efficiency)

### Country-specific categorizations

Order reference	LEDTUBE T8 EM C
-----------------	-----------------

### LOGISTICAL DATA

Temperature range at storage	-20...+80 °C
------------------------------	--------------

### Energy labelling regulation data acc EU 2019/2015




Lighting technology used	LED
Non-directional or directional	NDLS
Mains or non-mains	MLS
Light source cap-type (or other electric interface)	G13
Connected light source (CLS)	yes
Color-tuneable light source	No
Envelope	No
High luminance light source	No
Anti-glare shield	No
Correlated colour temperature type	SINGLE_VALUE
Standby power	<0,5 W
Claim of equivalent power	No
Length	603.00 mm
Height	28.00 mm
Width	28.00 mm
Chromaticity coordinate x	0,312
Chromaticity coordinate y	0,328
R9 Colour rendering index	0.00
Beam angle correspondence	SPHERE_360
Survival factor	0,9
Displacement factor	0,9
LED light source replaces a fluorescent light source	yes
EPREL ID	642879
Model number	AC35444,AC35444

### Safety advice

- Not suitable for operation with electronic control gear.
- Operation in outdoor applications in suitable damp-proof luminaires possible according to data sheet and installation instruction.

- The operating temperature range of LED tube is restricted. In case of doubt regarding suitability of the application please measure Tc max temperature on the product prior to installation.

**DOWNLOAD DATA**

DOWNLOAD DATA	
	User instruction
	User instruction
	Addon Technical Information

**LOGISTICAL DATA**

Product code	Packaging unit (Pieces/Unit)	Dimensions (length x width x height)	Gross weight	Volume
4058075187351	Sleeve 1	695 mm x 29 mm x 29 mm	135.00 g	0.58 dm <sup>3</sup>
4058075187368	Shipping box 10	742 mm x 210 mm x 115 mm	1779.00 g	17.92 dm <sup>3</sup>

The mentioned product code describes the smallest quantity unit which can be ordered. One shipping unit can contain one or more single products. When placing an order, for the quantity please enter single or multiples of a shipping unit.

**DISCLAIMER**

Subject to change without notice. Errors and omission excepted. Always make sure to use the most recent release.