

# PRODUCT DATASHEET

## ENDURA STYLE Wall Sensor 12 W WT

ENDURA® STYLE WALL | Slim LED luminaires with high light output and optional sensor



---

### Areas of application

- Outdoor use (IP44)
- Entrance lighting
- Building facades

---

### Product benefits

- Energy-efficient thanks to LED technology
- Easy and quick installation

---

### Product features

- Very bright and functional outdoor LED luminaires
- Die-cast aluminum housing
- Available in two housing colors
- Available with and without motion sensor



TECHNICAL DATA

Electrical data

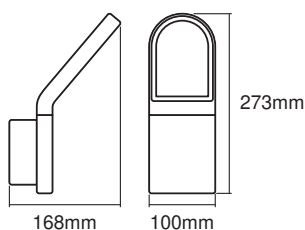
Nominal wattage	12.20 W
Nominal voltage	220...240 V
Mains frequency	50...60 Hz
Nominal current	68.000 mA
Power factor $\lambda$	> 0.5
Protection class	I
Operating mode	Mains voltage

Photometrical data

Luminous flux	770 lm
Luminous efficacy	61 lm/W
Color temperature	3000 K
Light color (designation)	Warm White
Color rendering index Ra	> 80
Standard deviation of color matching	$\leq 6$ sdc <sub>m</sub>
Beam angle	107 °

Dimensions & Weight

Length	168.00 mm
Width	100.00 mm
Height	273.00 mm
Product weight	1300.00 g



Materials & Colors

Product color	White
---------------	-------



Housing color	White
Body material	Aluminum
Cover material	Glass
Mercury content	0.0 mg

### Application & Mounting

Ambient temperature range	-20...+40 °C
Temperature range at storage	-20...+85 °C
Type of connection	Screw terminal
Type of protection	IP44
Dimmable	No
Mounting type	Surface
Mounting location	Wall
Application environment	Outdoor
LED module replaceable	Not replaceable

### Lifespan

Number of switching cycles	15000
----------------------------	-------

### Sensor

Type of sensor	Light / Motion
Sensor technology	Passive infrared (PIR)



### Certificates & Standards

Standards	CE / EAC / REACH / RoHS
-----------	-------------------------

### EQUIPMENT / ACCESSORIES

- Complete mounting and connecting accessories included

### DOWNLOAD DATA

DOWNLOAD DATA	
	User instruction
	Packaging insert

**LOGISTICAL DATA**

Product code	Packaging unit (Pieces/Unit)	Dimensions (length x width x height)	Gross weight	Volume
4058075214194	Folding box 1	134 mm x 204 mm x 296 mm	1370.00 g	8.09 dm <sup>3</sup>
4058075214200	Shipping box 4	425 mm x 285 mm x 315 mm	5822.00 g	38.15 dm <sup>3</sup>

The mentioned product code describes the smallest quantity unit which can be ordered. One shipping unit can contain one or more single products. When placing an order, for the quantity please enter single or multiples of a shipping unit.

**DISCLAIMER**

Subject to change without notice. Errors and omission excepted. Always make sure to use the most recent release.