

# PRODUCT DATASHEET

## DP EM 1200 32W 830 IP65 GY

DAMP PROOF EMERGENCY | Damp-proof luminaires, classic shape with integrated emergency lighting function



### Areas of application

- Emergency illumination of escape routes
- Antipanic lighting
- Buildings requiring up to 3 h emergency light operation
- Industrial and storage facilities
- Car parks and underpasses
- Garages
- Workshops, assembly lines

### Product benefits

- Seamless integration of luminaires with emergency lighting function into general lighting
- Easy wiring thanks to included prewired driver and battery for Emergency lighting function
- Simple testing of luminaires with emergency lighting function thanks to integrated automatic test function
- Convenient visualization of results of automatic test with an included control LED
- Operation of integrated emergency lighting function with long life LiFePO4 battery with 3h battery discharge time
- Evenly distributed light in normal operation
- Energy savings of up to 60 % (compared to luminaires that use fluorescent lamps)
- Easy installation, no tools required for connection
- 3 years guarantee

### Product features

- Luminaire suited for normal lighting and emergency lighting
- Certified according to European norms (EN 60598-1:2015; EN 60598-2-22:2014)
- Self-contained luminaires
- Emergency lighting function: battery discharge time of 3 h



- Function test of emergency lighting: automatic (AT)
- Battery technology: LiFePO4
- High luminous efficacy: up to 139 lm/W
- Type of protection: IP65
- Beam angle: 110°



---

## TECHNICAL DATA

### Electrical data

|  |                       |
|--|-----------------------|
| Nominal wattage                          | 32.00 W               |
| Nominal voltage                          | 220...240 V           |
| Mains frequency                          | 50...60 Hz            |
| Nominal current                          | 155 mA                |
| Inrush current                           | 12.2 A                |
| Inrush current time $T_{h50}$            | 210 $\mu$ s           |
| Max. no. of lum. on circuit break. B16 A | 27                    |
| Max. no. of lum. on circuit break. C10 A | 24                    |
| Max. no. of lum. on circuit break. C16 A | 39                    |
| Power factor $\lambda$                   | > 0.90                |
| Total harmonic distortion                | < 20 %                |
| Protection class                         | I                     |
| Operating mode                           | Integrated LED driver |

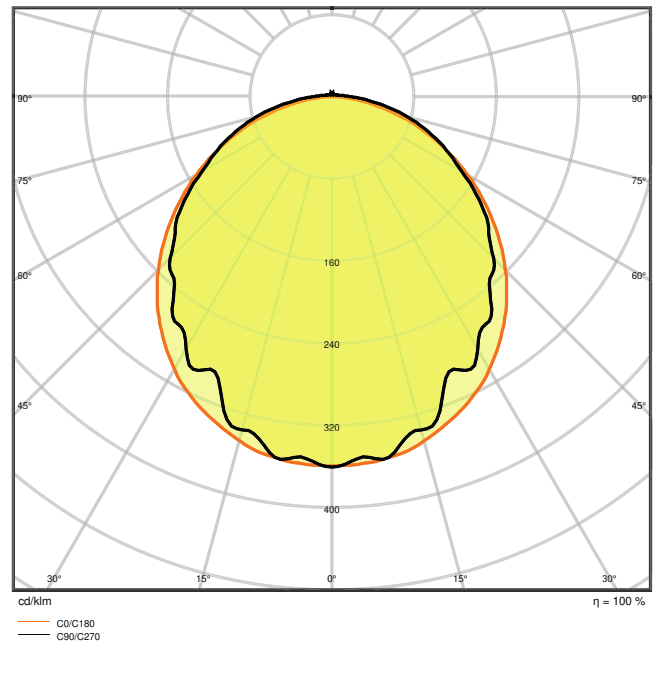
### Photometrical data

|  |            |
|--|------------|
| Luminous flux                                | 4000 lm    |
| Luminous efficacy                            | 125 lm/W   |
| Color temperature                            | 3000 K     |
| Light color (designation)                    | Warm White |
| Color rendering index Ra                     | > 80       |
| Standard deviation of color matching         | 4 sdcn     |
| Luminous intensity                           | -          |
| Low flicker                                  | Yes        |
| Flickering metric (Pst LM)                   | -          |
| Stroboscope effect metric (SVM)              | -          |
| Photobiological safety group acc. to EN62778 | RG0        |
| Beam angle                                   | 110 °      |





LDC typ cone



LDC typ polar

### Dimensions & Weight

|                |            |
|----------------|------------|
| Length         | 1200.00 mm |
| Width          | 82.00 mm   |
| Height         | 68.00 mm   |
| Product weight | 1610.00 g  |

### Materials & Colors

|  |                    |
|--|--------------------|
| Product color                              | Gray               |
| Housing color                              | Gray               |
| Body material                              | Polycarbonate (PC) |
| Cover material                             | Polycarbonate (PC) |
| Light emitting surface material            | Polycarbonate (PC) |
| Glow Wire Test according to IEC 60695-2-12 | 850 °C             |
| Mercury content                            | 0.0 mg             |

### Application & Mounting

|                           |            |
|---------------------------|------------|
| Ambient temperature range | 5...+35 °C |
|---------------------------|------------|



|  |                            |
|--|----------------------------|
| Temperature range at storage           | 5...+35 °C                 |
| Type of connection                     | Screwless terminal, 5-Pole |
| Type of protection                     | IP65                       |
| Protection class IK (shock resistance) | IK08                       |
| Dimmable                               | No                         |
| Mounting type                          | Suspended/Surface          |
| Mounting location                      | Ceiling / Wall             |
| Application environment                | Indoor                     |
| LED module replaceable                 | Not replaceable            |
| With light source                      | Yes                        |

### Lifespan

|                            |         |
|----------------------------|---------|
| Lifespan L70/B50 at 25 °C  | 70000 h |
| Lifespan L80/B10 at 25 °C  | 50000 h |
| Lifespan L90/B10 at 25 °C  | 44000 h |
| Number of switching cycles | 100000  |

### Control gear

|                |        |
|----------------|--------|
| Output current | 370 mA |
|----------------|--------|

### Emergency lighting

|  |   |
|--|---|
| Area of emergency application              | Anti-panic lighting / Escape route lighting |
| Type of emergency light operation          | Maintained / Non-maintained                 |
| Type of emergency operation test           | Automatic                                   |
| Wattage in maintained operation mode       | 32.0 W                                      |
| Wattage in emergency operation mode        | 3.0 W                                       |
| Luminous flux in maintained operation mode | 4000 lm                                     |
| Luminous flux in emergency operation mode  | 500 lm                                      |
| Nominal voltage of battery                 | 3.2 V                                       |
| Battery life in emergency operation mode   | 3 h   |
| Battery charging time                      | < 24 h                                      |
| Integrated test switch                     | No  |

### Certificates & Standards

|  |                      |
|--|----------------------|
| Standards  | CE / CB / EAC / RoHS |
| Luminaire with limited surface temperature, "D sign" | Yes                  |
| Ball shot safe                                       | No                   |












---

## EQUIPMENT / ACCESSORIES

- Stainless steel clamps with safety screws included
  - Mounting accessories included (suspension kit, theft protection kit)
- 

## DOWNLOAD DATA

| DOWNLOAD DATA   |                             |
|---|-----------------------------|
|     | User instruction            |
|     | Addon Technical Information |
|    | Tender documents            |
|     | Certificates                |
|    | IES file (IES)              |
|   | LDT file (Eulumdat)         |
|  | R3D file (Relux 3D Model)   |
|  | M3D file (3D Model)         |
|  | ULD file (DIALux)           |

---

## LOGISTICAL DATA

| Product code  | Packaging unit (Pieces/Unit) | Dimensions (length x width x height) | Gross weight | Volume                |
|---------------|------------------------------|--------------------------------------|--------------|-----------------------|
| 4058075541368 | Folding box<br>1             | 1,210 mm x 87 mm x 74 mm             | 1635.00 g    | 7.79 dm <sup>3</sup>  |
| 4058075541375 | Shipping box<br>6            | 1,232 mm x 191 mm x 245 mm           | 10830.00 g   | 57.65 dm <sup>3</sup> |

---

The mentioned product code describes the smallest quantity unit which can be ordered. One shipping unit can contain one or more single products. When placing an order, for the quantity please enter single or multiples of a shipping unit.

---

## References / Links



- For Guarantee see [www.ledvance.com/guarantee](http://www.ledvance.com/guarantee)

---

## DISCLAIMER

Subject to change without notice. Errors and omission excepted. Always make sure to use the most recent release.

