

# PRODUCT DATASHEET

## SUN@Home Planon Plus 600x600mm

SUN@HOME PANELS | Panel luminaires with Human Centric Lighting Technology



---

### Areas of application

- Indoor applications
- Kitchens, living rooms, children's rooms or home offices

---

### Product benefits

- Enable increased concentration and efficiency
- Improve overall activity level and daytime alertness
- Improve sleeping rhythm and –intensity
- Improve optic convenience
- Enables an improved level of clean-air-safety by killing residential germs and bad odors
- Homogenous light distribution
- Easy and quick installation

---

### Product features

- Adjustable color temperature via Tunable White: 2,200...5,000 K
- Controllable via LEDVANCE SMART+ WiFi App (with minimum Android™ 4.4 or iOS 10.0)
- Controllable via voice control available: Google Assistant or Amazon Alexa
- Dimmable
- Innovative Fullspectrum SunLike LEDs with CRI95
- SunLike LEDs with reduced Blue Light in LED Spectrum



- Innovative luminaire coating-technology fighting household germs and odors
- Automated biorhythm feature



TECHNICAL DATA

Electrical data

Nominal wattage	35.00 W
Nominal voltage	220...240 V
Mains frequency	50...60 Hz
Inrush current	3 A
Power factor $\lambda$	$\geq 0.5$
Protection class	II
Operating mode	Mains voltage

Photometrical data

Luminous flux	2300 lm
Total luminous flux of contained light sources	3250 lm
Luminous efficacy	95 lm/W
Color temperature	2200...5000 K
Light color (designation)	Tunable White
Color rendering index Ra	> 95
Standard deviation of color matching	< 6 sdc <sub>m</sub>
Photobiological safety group acc. to EN62778	RG0
Photobiological safety group acc. to EN62471	RG0
Beam angle	110 °

Dimensions & Weight

Length	600.00 mm
Width	600.00 mm
Height	56.00 mm
Product weight	3460.00 g

Materials & Colors

Product color	White
Housing color	White



Body material	Aluminum
Cover material	Polycarbonate (PC)
Mercury content	0.0 mg

### Application & Mounting

Ambient temperature range	-20...+40 °C
Temperature range at storage	-20...+80 °C
Type of connection	Terminal
Type of protection	IP20
Protection class IK (shock resistance)	IK03
Dimmable	Yes
Type of dimming	WiFi
Mounting type	Surface
Mounting location	Ceiling
Application environment	Indoor
LED module replaceable	Not replaceable
With light source	Yes

### Lifespan

Lifespan L70/B50 at 25 °C	30000 h
Number of switching cycles	15000

### Emergency lighting

Type of emergency light operation	Non-maintained
Type of emergency operation test	None
Luminous flux in maintained operation mode	-
Luminous flux in emergency operation mode	-

### Certificates & Standards










Standards	CE / ERP / UKCA
Luminaire with limited surface temperature, "D sign"	No

### EQUIPMENT / ACCESSORIES

- Control via app or voice control requires compatible Smart home system
- For control via LEDVANCE SMART + WiFi App, a smart phone or Tablet PC is required
- Complete mounting and connecting accessories included



DOWNLOAD DATA

DOWNLOAD DATA	
	User instruction
	Declarations Of Conformity CE
	Catalogs
	Catalogs
	Catalogs
	Catalogs
	Catalogs
	Catalogs
	Packaging insert

LOGISTICAL DATA

Product code	Packaging unit (Pieces/Unit)	Dimensions (length x width x height)	Gross weight	Volume
4058075576056	Folding box 1	76 mm x 622 mm x 623 mm	4061.00 g	29.45 dm <sup>3</sup>
4058075576063	Shipping box 3	672 mm x 281 mm x 680 mm	13494.00 g	128.41 dm <sup>3</sup>

The mentioned product code describes the smallest quantity unit which can be ordered. One shipping unit can contain one or more single products. When placing an order, for the quantity please enter single or multiples of a shipping unit.

DISCLAIMER

Subject to change without notice. Errors and omission excepted. Always make sure to use the most recent release.

