

PRODUCT DATASHEET

SubstiTUBE T8 EM Motion Sensor 6.8 W/4000 K 600 mm

SubstiTUBE T8 EM MOTION SENSOR | LED tubes with integrated microwave sensor for electromagnetic control gears (CCG), shatterproof



Areas of application

- General illumination within ambient temperatures from -20...+50 °C
- Corridors, stairways, parking garages
- Warehouses
- Walkways and corridors
- Storage rooms
- Logistics areas, transport facilities and corridors
- Car parks

Product benefits

- Suitable for closed luminaires thanks to microwave technology
- No bending thanks to glass tube
- Shatter protection thanks to special PET coating
- Support the implementation of the HACCP concepts from production through to presentation
- Very high resistance to switching loads
- Energy savings of up to 90 % compared to conventional fluorescent lamp
- Quick, simple and safe replacement of fluorescent lamps without rewiring the CCG
- Also suitable for operation at low temperatures



Product features

- LED replacement for classic T8 fluorescent lamps with G13 socket for use in CCG luminaires or on AC mains
- Integrated microwave sensor with motion detection
- Automatic dimming to 20 % light output after 5 minutes without motion detection
- Automatic light switch off 7 minutes after the last motion detection
- Microwave sensor with 5,8 GHz
- Motion detection up to 5 m
- Low flicker according to EU 2019-2020 ($SVM \leq 0,4$ / $PstLM \leq 1$)



TECHNICAL DATA

Electrical data

Nominal wattage	6.8 W
Construction wattage	6.80 W
Nominal voltage	220...240 V
Claimed equiv. conventional lamp power	18 W
Nominal current	32 mA
Type of current	AC
Operating frequency	50/60 Hz
Mains frequency	50/60 Hz
Max. lamp no. on circuit break. 10 A (B)	141
Max. lamp no. on circuit break. B10 A - CCG without compensation	141
Max. lamp no. on circuit break. B10 A - CCG with compensation	18
Max. lamp no. on circuit break. 16 A (B)	225
Max. lamp no. on circuit break. B16 A - CCG without compensation	225
Max. lamp no. on circuit break. B16 A - CCG with compensation	30
Total harmonic distortion	16 %
Power factor λ	> 0.90

Photometrical data

Luminous flux	1100 lm
Luminous efficacy	161 lm/W
Lumen main.fact.at end of nom.life time	0.80
Light color (designation)	Cool white
Color temperature	4000 K
Color rendering index Ra	83
Light color	840
Standard deviation of color matching	≤ 5 sdc _m
Rated LLMF at 6,000 h	0.80
Flickering metric (Pst LM)	1
Stroboscope effect metric (SVM)	0.4





Light technical data

Beam angle	190 °
Warm-up time (60 %)	< 0.50 s
Starting time	< 0.5 s
Rated beam angle (half peak value)	190.00 °

Dimensions & Weight

Overall length	604.00 mm
Diameter	26.70 mm
Tube diameter	25.3 mm
Maximum diameter	27 mm
Product weight	110.00 g

Temperatures & operating conditions

Ambient temperature range	-20...+50 °C
Maximum temperature at tc test point	60 °C

Lifespan

Lifespan	50000 h
Number of switching cycles	200000
Lumen maintenance at end of serv	0.70
Rated lamp survival factor at 6,000	≥ 0.90

Additional product data

Base (standard designation)	G13
-----------------------------	-----



Mercury content	0.0 mg
-----------------	--------

Capabilities

Dimmable	No
----------	----

Certificates & Standards

Energy efficiency class	C ¹⁾
Energy consumption	7.00 kWh/1000h
Type of protection	IP20
Standards	CE / EAC / VDE
Photobiological safety group acc. to EN62778	RG0

¹⁾ Energy efficiency class (EEC) on a scale of A (highest efficiency) to G (lowest efficiency)

Country-specific categorizations

Order reference	LEDTUBE T8 EM M
-----------------	-----------------

LOGISTICAL DATA

Temperature range at storage	-20...+80 °C
------------------------------	--------------

Energy labelling regulation data acc EU 2019/2015

Lighting technology used	LED
Non-directional or directional	NDLS
Mains or non-mains	MLS
Light source cap-type (or other electric interface)	G13
Connected light source (CLS)	No
Color-tuneable light source	No
Envelope	No
High luminance light source	No
Anti-glare shield	No
Correlated colour temperature type	SINGLE_VALUE
Standby power	0.40
Claim of equivalent power	No
Length	604.00 mm
Height	26.70 mm
Width	26.70 mm
Chromaticity coordinate x	0.382
Chromaticity coordinate y	0.380



R9 Colour rendering index	0.00
Beam angle correspondence	SPHERE_360
Survival factor	0.90
Displacement factor	0.90
LED light source replaces a fluorescent light source	yes
EPREL ID	563371
Model number	AC34972,AC34972




EQUIPMENT / ACCESSORIES

- Suitable for operation with low-loss and conventional control gears

Safety advice

- Not suitable for operation with electronic control gear.
- Operation in outdoor applications in suitable damp-proof luminaires possible according to data sheet and installation instruction.
- Recommended maximum mounting height: 5 m

DOWNLOAD DATA

DOWNLOAD DATA	
	User instruction
	Installation guide
	Installation guide

LOGISTICAL DATA

Product code	Packaging unit (Pieces/Unit)	Dimensions (length x width x height)	Gross weight	Volume
4058075594302	Sleeve 1	708 mm x 36 mm x 29 mm	155.00 g	0.74 dm ³
4058075594319	Shipping box 8	753 mm x 182 mm x 125 mm	2016.00 g	17.13 dm ³
4099854013874	Shipping box 8	747 mm x 182 mm x 100 mm	1657.00 g	13.60 dm ³

The mentioned product code describes the smallest quantity unit which can be ordered. One shipping unit can contain one or more single products. When placing an order, for the quantity please enter single or multiples of a shipping unit.



References / Links

- For current information see www.ledvance.com/substitute
-

Legal advice

- When used to replace a T8 fluorescent lamp the total energy efficiency and light distribution depends on the design of the lighting system.
-

DISCLAIMER

Subject to change without notice. Errors and omission excepted. Always make sure to use the most recent release.

