

# PRODUCT DATASHEET

## SMART+ Wifi Planon Plus Hole Backlight

### 450x450mm RGB + TW

SMART+ Planon Plus Backlight with WiFi technology | Smart panel with main and backlight with wifi technology TW RGB and dimmable

---

#### Areas of application

- Indoor applications
- Kitchens, living rooms, children's rooms or home offices



---

#### Product benefits

- Easy and quick installation
- Main light and back light
- Both light are independent
- TW and RGB

---

#### Product features

- Controllable via LEDVANCE SMART+ WiFi App (with minimum Android™ 4.4 or iOS 10.0)
- Controllable via voice control available: Google Assistant or Amazon Alexa
- Dimmable
- Network protocol: WiFi
- Adjustable color temperature via Tunable White: 3,000...6,500 K



## TECHNICAL DATA

### Electrical data

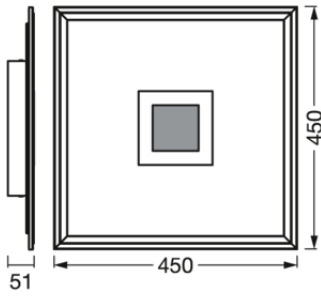
Nominal wattage	24.00 W
Nominal voltage	220...240 V
Mains frequency	50...60 Hz
Nominal current	100.000 mA
Inrush current	16.1 A
Inrush current time $T_{h50}$	125 $\mu$ s
Max. no. of lum. on circuit break. B16 A	37
Max. no. of lum. on circuit break. C16 A	47
Power factor $\lambda$	$\geq 0.7$
Total harmonic distortion	< 30 %
Protection class	II

### Photometrical data

Luminous flux	1550 lm
Total luminous flux of contained light sources	2500 lm
Luminous efficacy	64 lm/W
Color temperature	2700...6500 K
Light color (designation)	Tunable White / RGB
Color rendering index Ra	> 80
Standard deviation of color matching	< 6 sdcn
Flickering metric (Pst LM)	-
Stroboscope effect metric (SVM)	-
Photobiological safety group acc. to EN62778	RG0
Photobiological safety group acc. to EN62471	RG0
Beam angle	120 °
UGR	< 25

### Dimensions & Weight

Length	450.00 mm
Width	450.00 mm
Height	51.00 mm
Product weight	2100.00 g



### Materials & Colors

Product color	White
Housing color	White
Body material	Metal
Glow Wire Test according to IEC 60695-2-12	650 °C
Mercury content	0.0 mg

### Application & Mounting

Ambient temperature range	-20...+40 °C
Type of connection	Terminal, 2-Pole (L, N)
Type of protection	IP20
Dimmable	Yes
Type of dimming	WiFi
Mounting type	Surface
Application environment	Indoor
LED module replaceable	Not replaceable
With light source	Yes

### Lifespan

Lifespan L70/B50 at 25 °C	30000 h
Number of switching cycles	25000

### Certificates & Standards

Standards	CE / UKCA
Luminaire with limited surface temperature, "D sign"	No
Ball shot safe	No




### Additional product data

Product remark	Reset settings to default by switching the product on for three seconds and off for three seconds and repeating this five times.
Number of illuminants	1

## EQUIPMENT / ACCESSORIES

- Mounting bracket included
- Mounting screws and dowels included
- Control via app or voice control requires compatible Smart home system
- For control via LEDVANCE SMART + WiFi App, a smart phone or Tablet PC is required

## DOWNLOAD DATA

DOWNLOAD DATA	
	User instruction
	Declarations of conformity
	Installation guide

## LOGISTICAL DATA

Product code	Packaging unit (Pieces/Unit)	Dimensions (length x width x height)	Gross weight	Volume
4058075752665	Folding box 1	72 mm x 497 mm x 487 mm	2361.00 g	17.43 dm <sup>3</sup>
4058075752672	Shipping box 2	522 mm x 162 mm x 517 mm	5348.00 g	43.72 dm <sup>3</sup>

The mentioned product code describes the smallest quantity unit which can be ordered. One shipping unit can contain one or more single products. When placing an order, for the quantity please enter single or multiples of a shipping unit.

## DISCLAIMER

Subject to change without notice. Errors and omission excepted. Always make sure to use the most recent release.