

# PRODUCT DATASHEET

## Floodlight Essential Sensor 20W 3000K

Essentials Floodlights Sensor | Essential Floodlights with Sensor for basic user purposes



---

### Areas of application

- Outdoor
- Building facades

---

### Product benefits

- IP65 protection is suitable for outdoor application
- White satin-frosted diffuser for uniform glare-free light
- Demand based lighting and energy saving thanks to motion and daylight sensor

---

### Product features

- IP65 outdoor floodlight
- Adjustable light angle



## TECHNICAL DATA

### Electrical data

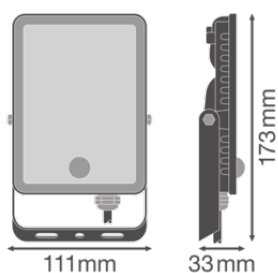
Nominal wattage	20.00 W
Nominal voltage	220...240 V
Mains frequency	50...60 Hz
Nominal current	90.000 mA
Inrush current time $T_{h50}$	56 $\mu$ s
Max. no. of lum. on circuit break. B16 A	142
Max. no. of lum. on circuit break. C16 A	142
Power factor $\lambda$	$\geq 0.7$
Total harmonic distortion	< 20 %
Protection class	I
Operating mode	Integrated LED driver

### Photometrical data

Luminous flux	1600 lm
Total luminous flux of contained light sources	1800 lm
Luminous efficacy	80 lm/W
Color temperature	3000 K
Light color (designation)	Warm White
Color rendering index Ra	$\geq 80$
Standard deviation of color matching	6 sdc <sub>m</sub>
Flickering metric (Pst LM)	-
Stroboscope effect metric (SVM)	-
Photobiological safety group acc. to EN62778	RG1
Photobiological safety group acc. to EN62471	RG1
Beam angle	100 °
UGR	< 28

### Dimensions & Weight

Length	173.00 mm
Width	111.00 mm
Height	33.00 mm
Product weight	360.00 g
Cable length	300 mm



### Materials & Colors

Product color	Black
Housing color	Black
Body material	Aluminum
Glow Wire Test according to IEC 60695-2-12	650 °C
Mercury content	0.0 mg

### Application & Mounting

Ambient temperature range	-20...+40 °C
Type of connection	Cable, 3-pole
Type of protection	IP65
Dimmable	No
Mounting type	Surface
Application environment	Outdoor
LED module replaceable	Not replaceable
With light source	Yes

### Lifespan

Lifespan L70/B50 at 25 °C	25000 h
Number of switching cycles	25000

### Sensor

Type of sensor	Motion / Daylight
Sensor detection angle	90 °
Sensor controlled switching time	10 s
Detection range of motion sensor	4 m



## Certificates & Standards

Standards	CE / UKCA
Luminaire with limited surface temperature, "D sign"	No
Ball shot safe	No

## EQUIPMENT / ACCESSORIES

- Connection cable included

## DOWNLOAD DATA

DOWNLOAD DATA	
	User instruction
	Declarations of conformity

## LOGISTICAL DATA

Product code	Packaging unit (Pieces/Unit)	Dimensions (length x width x height)	Gross weight	Volume
4058075768253	Folding box 1	40 mm x 114 mm x 182 mm	398.00 g	0.83 dm <sup>3</sup>
4058075768260	Shipping box 20	382 mm x 214 mm x 252 mm	8370.00 g	20.60 dm <sup>3</sup>

The mentioned product code describes the smallest quantity unit which can be ordered. One shipping unit can contain one or more single products. When placing an order, for the quantity please enter single or multiples of a shipping unit.

## DISCLAIMER

Subject to change without notice. Errors and omission excepted. Always make sure to use the most recent release.