







COASTLINE
SALT CORROSION RESISTANT
REZISTENTE LA COROZIUNE ÎN MEDII SALINE
RESISTENTI ALLA CORROSIONE SALINA



Light fixtures for exterior equipped with SMD LEDs, housing in opal white polycarbonate, diffuser in plain opal white polycarbonate or with with black linear ornament.

Serie de corpuri de iluminat pentru exterior echipate cu LED-uri SMD, corp din policarbonat alb opal, dispersor din policarbonat alb opal disponibil în versiune cu ornament linear negru.

Serie di apparecchi per esterni equipaggiati con LED SMD, carcassa in policarbonato bianco opale, diffusore in policarbonato bianco opalino liscio, disponibile nella versione con decoro lineare nero.

Серия наружных светильников, оснащённых светодиодами SMD, корпус из поликарбоната опалового белого цвета, рассеиватель из поликарбоната опалового белого цвета или с чёрным линейным орнаментом.

Kültéri lámpatestek, SMD LED-el szerelve, fehér opál polikarbonát szerkezet, fehér opál polikarbonát diszperzór, elérhető fekete vonal díszítéssel.

Серия осветительных тел для экстерьер, оборудованы с SMD светодиодами, тило от бял опалов поликарбонат, дифузер от бял опалов поликарбонат, налична във вариант с черен линейен орнамент.

Exteriérové svietidlá vybavené SMD LED diódami, puzdro z opálovo bieleho polykarbonátu, difúzor z hladkého opálovo bieleho polykarbonátu alebo s čiernym lineárnym ornamentom.



WALL LAMP • APLICĂ

| Type | Code | Finishing | CCT | | |
|-----------------------|---------------|-----------|--|-----|--|
| | 90320 | MWH | 3000K | | |
| | 90321 | MWH | 4000K | | |
| LED type | Input voltage | Power | Luminous Flux Source/system | CRI | |
| SMD LED 2835, 30 pcs. | 220-240V | 5W | 3000K: 563/400 lm 4000K: 628/450 lm | 80 | |

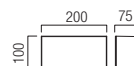
Dimension



WALL LAMP • APLICĂ

| Type | Code | Finishing | CCT | | |
|-----------------------|---------------|-----------|--|-----|--|
| | 90324 | MWH | 3000K | | |
| | 90325 | MWH | 4000K | | |
| LED type | Input voltage | Power | Luminous Flux Source/system | CRI | |
| SMD LED 2835, 45 pcs. | 220-240V | 8W | 3000K: 1088/700 lm 4000K: 1113/750 lm | 80 | |

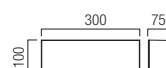
Dimension




WALL LAMP • APLICĂ

| Type | Code | Finishing | CCT | | |
|-----------------------|---------------|-----------|---|-----|--|
| | 90328 | MWH | 3000K | | |
| | 90329 | MWH | 4000K | | |
| LED type | Input voltage | Power | Luminous Flux Source/system | CRI | |
| SMD LED 2835, 60 pcs. | 220-240V | 12W | 3000K: 1424/960 lm 4000K: 1550/1050 lm | 80 | |

Dimension

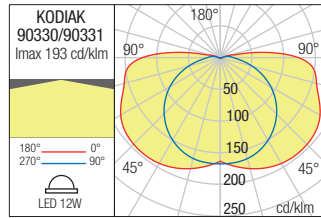
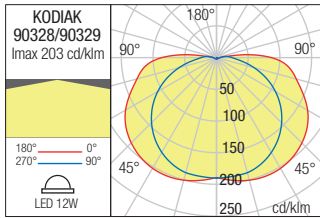
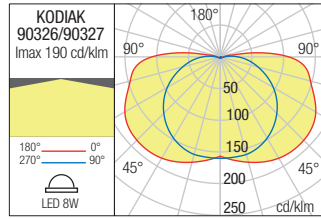
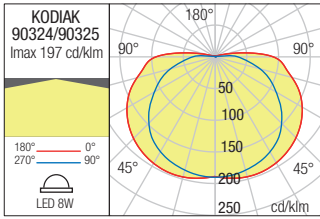
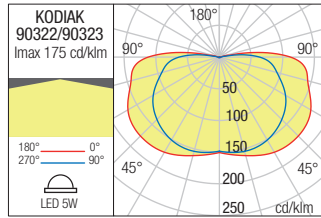
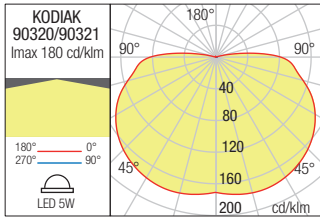




WALL LAMP • APLICĂ

| Type | Code | Finishing | CCT | |
|-----------------------|---------------|-----------|--|-----|
| | 90322 | MWH | 3000K | |
| | 90323 | MWH | 4000K | |
| LED type | Input voltage | Power | Luminous Flux Source/system | CRI |
| SMD LED 2835, 30 pcs. | 220-240V | 5W | 3000K: 563/350 lm 4000K: 628/380 lm | 80 |
| Dimension | | | | |
| | | | | |

Photometry



WALL LAMP • APLICĂ

| Type | Code | Finishing | CCT | |
|-----------------------|---------------|-----------|--|-----|
| | 90326 | MWH | 3000K | |
| | 90327 | MWH | 4000K | |
| LED type | Input voltage | Power | Luminous Flux Source/system | CRI |
| SMD LED 2835, 45 pcs. | 220-240V | 8W | 3000K: 1088/580 lm 4000K: 1113/610 lm | 80 |
| Dimension | | | | |
| | | | | |



WALL LAMP • APLICĂ

| Type | Code | Finishing | CCT | |
|-----------------------|---------------|-----------|--|-----|
| | 90330 | MWH | 3000K | |
| | 90331 | MWH | 4000K | |
| LED type | Input voltage | Power | Luminous Flux Source/system | CRI |
| SMD LED 2835, 60 pcs. | 220-240V | 12W | 3000K: 1424/750 lm 4000K: 1550/830 lm | 80 |
| Dimension | | | | |
| | | | | |