

SylCircle DualTone

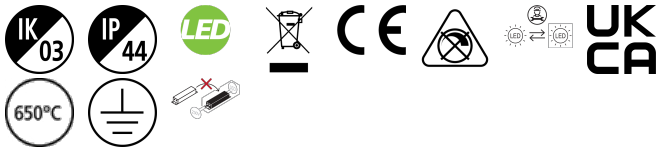
SYLCIRCLE IP44 1025LM 830/840 DUALTONE

0043497



Product features

- Ceiling / wall luminaire with integrated LED. Perfect solution for hallways, circulation spaces or foyer. Even and uniform light distribution with a halo lighting effect on the wall surface. Body Size diameter 250mm. Besa mounting box compatible, hole distance 51mm. DualTone functionality enables switch between 3000K and 4000K colour temperatures. Power 12W, output 1025 lumens (4000k). Non-dimmable. IK03, IP44. Low maintenance with 30,000 hours LED life expectancy.



PRODUCT OVERVIEW

Product name	SYLCIRCLE IP44 1025LM 830/840 DUALTONE
Technology	LED
Housing	Steel
General application	Hospitality
ETIM Class	EC002892
Warranty	3 years
Fixture luminous flux (lm)	1025
Luminaire efficacy (lm/W)	85
Colour temperature (K)	4000
Light colour	Amber White or Neutral White
CRI (Ra)	80
Colour Variation Initial (SDCM)	SDCM6
Beam Angle (°)	120
Photobiological Risk Group	RG0
Total power consumption (W)	12
Electrical protection	Class I
Dimmable	No
Minimum dimming level (%)	100
LED Flickering Rate	High (>40%)
Housing colour	White
IP rating	IP44
IK rating	IK03
Product EAN number	5410288434971

DATA TABLE

General data

Product name	SYLCIRCLE IP44 1025LM 830/840 DUALTONE
Technology	LED
Housing	Steel
General application	Hospitality
Operating temperature range (°C)	-20°C - 40°C
Performance ambient temperature Tq (°C)	25

SylCircle DualTone

SYLCIRCLE IP44 1025LM 830/840 DUALTONE

0043497

ETIM Class	EC002892
Warranty	3 years

Optical data

Fixture luminous flux (lm)	1025
Luminaire efficacy (lm/W)	85
Colour temperature (K)	4000
Correlated colour temperature range (K)	3000 - 4000
Light colour	Amber White or Neutral White
CRI (Ra)	80
Colour Variation Initial (SDCM)	SDCM6
Beam Angle (°)	120
Distribution type	Diffuse
Photobiological Risk Group	RG0

Electrical data

Total power consumption (W)	12
Mains voltage (V)	220-240V
Lamp power factor	0.8
Electrical protection	Class I
Dimmable	No
Minimum dimming level (%)	100
Drive current (mA)	38
Inrush Current (A)	0.5
Inrush Duration (µs)	30
Glow Wire Test (°C)	650
Energy Efficiency Class (A->G) of contained light source	F
Nominal Frequency (Hz)	50/60Hz
LED Flickering Rate	High (>40%)
Max. Luminaires per 10A C Breaker	60
Max. Luminaires per 13A C Breaker	78
Max. Luminaires per 16A C Breaker	96
Max. Luminaires per 20A C Breaker	120
Max. Luminaires per 10A B Breaker	36
Max. Luminaires per 13A B Breaker	47
Max. Luminaires per 16A B Breaker	58
Max. Luminaires per 20A B Breaker	72

Lifetime data

Lifespan L70 B50	30000
------------------	-------

Physical data

Housing colour	White
IP rating	IP44
IK rating	IK03
Diffuser finish	Opal
Diffuser material	Polypropylene
Nominal Product Length (mm)	250

SylCircle DualTone

SYLCIRCLE IP44 1025LM 830/840 DUAL TONE

0043497

Nominal Product Width (mm)	250
Nominal Product Height (mm)	80
Nominal Product Diameter (mm)	250
Weight (kg)	0.25

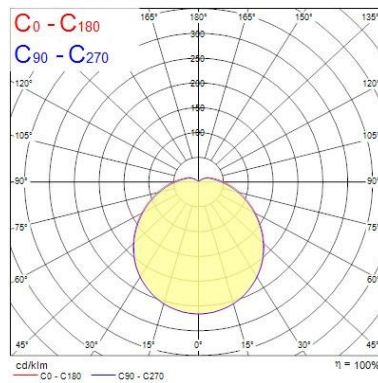
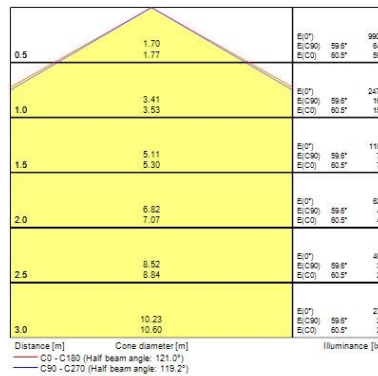
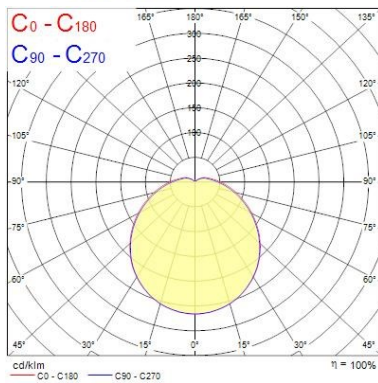
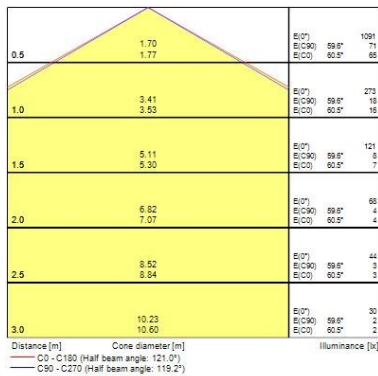
Packaging

Single packaging type	Carton
Product EAN number	5410288434971
Packaging single length / height (cm)	25.2
Packaging single width (cm)	8.3
Packaging single depth (cm)	25.2
DUN14 (outer)	15410288434978
Units per outer package	6
Packaging outer length / height (cm)	54.6
Packaging outer width (cm)	28.5
Packaging outer depth (cm)	29.0

Safety data

Optimal operating condition (°C)	-20-40
----------------------------------	--------

PHOTOMETRY



SylCircle DualTone

SYLCIRCLE IP44 1025LM 830/840 DUALTONE

0043497

TECHNICAL DRAWINGS

