

PRODUCT DATASHEET

PANEL 600 36 W 3000 K OP IP54 WT

PANEL 600 IP54 | Square edge-lit panel luminaires and high IP rating, 600 mm



AREAS OF APPLICATION

- Direct replacement for luminaires with fluorescent lamps
- Corridors
- Offices
- Conference rooms
- Reception areas
- Hospitals
- Laboratories
- Suitable for recessed ceiling systems with grid size of 600 x 600 mm

PRODUCT BENEFITS

- Energy savings of up to 50 % (compared to luminaires that use fluorescent lamps)
- External driver for extended flexibility
- Light guide plate with micro structure made of non-yellowing material for long lifetime
- Easy and quick installation
- Low flicker light thanks to special electronic control gear
- 5 years guarantee

PRODUCT FEATURES

- Lifetime (L80/B50): up to 60,000 h (at 25 °C)
- Aluminum housing, PMMA diffuser
- High luminous efficacy: up to 120 lm/W
- Initial color consistency: < 4 SDCM
- Ambient temperature in operation: -10...+40 °C
- Type of protection: IP54



TECHNICAL DATA

Electrical data

Nominal wattage	36.00 W
Operating mode	External LED driver
Nominal voltage	220...240 V
Mains frequency	50/60 Hz
Power factor λ	>0.90

Luminaire control gear data

ECG - Length	150 mm
ECG - Width	41.4 mm


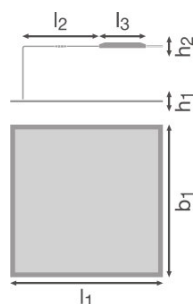
Photometrical data

Color temperature	3000 K
Color rendering index Ra	>80
Light color (designation)	Warm White
Luminous flux	4320 lm
Luminous efficacy	120 lm/W
Standard deviation of color matching	<4 sdc _m

Light technical data

Beam angle	120 °
------------	-------

Dimensions & weight



Length	595.0 mm
Width	595.0 mm
Height	12.6 mm
Product weight	3200.00 g
Mounting width	575 mm

Mounting length	575 mm
------------------------	--------

Colors & materials

Housing color	White
Product color	White
Body material	Aluminum
Cover material	Polymethylmethacrylate (PMMA)

Temperatures & operating conditions

Ambient temperature range	-10...45 °C
----------------------------------	-------------

Lifespan

Lifespan L70 at 25 °C	70000 h
Lifespan L80 at 25 °C	60000 h
Lifespan L90 at 25 °C	35000 h

Additional product data

Mounting type	Recessed/Suspended/Surface
Mounting location	Ceiling / Wall

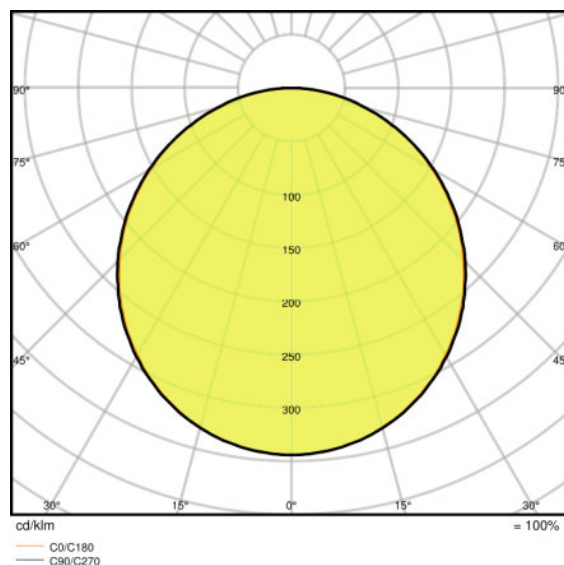

Capabilities

Dimmable	No
Type of connection	Screw terminal, 2-Pole (L,N)
LED module replaceable	Not replaceable

Certificates & standards

Type of protection	IP54
Protection class	II
Protection class IK (shock resistance)	IK04
Glow Wire Test according to IEC 695-2-1	650 °C
Photobiological safety group	RG 0
Standards	CE/CB/ENEC/TÜV SÜD/EAC/RoHS

Light Distribution



LDC typ cone

LDC typ polar

EQUIPMENT / ACCESSORIES

- Accessories for several mounting options available
- Security rope for luminaire included
- External control gear included

LOGISTICAL DATA

Product code	Product description	Packaging unit (Pieces/Unit)	Dimensions (length x width x height)	Volume	Gross weight
4058075149489	PANEL 600 36 W 3000 K OP IP54 WT	Shipping carton box 4	650 mm x 270 mm x 645 mm	113.20 dm ³	14830.00 g

The mentioned product code describes the smallest quantity unit which can be ordered. One shipping unit can contain one or more single products. When placing an order, for the quantity please enter single or multiples of a shipping unit.

REFERENCES / LINKS

For Guarantee see
 ▶ www.ledvance.com/guarantee

DISCLAIMER

Subject to change without notice. Errors and omission excepted. Always make sure to use the most recent release.