

## PRODUCT DATASHEET

### ST CLAS P 25 2.5 W/4000 K E14

LED Retrofit CLASSIC P | LED lamps, classic mini-ball shape



#### Areas of application

- Perfect for decorative installations
- Domestic applications
- General illumination
- Outdoor use in suitable outdoor luminaires only

#### Product benefits

- Very low energy consumption
- Lamps with innovative LED "filament" technology
- No UV and near-IR radiation in the light beam
- Instant 100 % light, no warm-up time
- Can be easily fitted instead of ordinary light bulbs
- Lower thermal output (compared with the standard reference product)
- Design, dimensions, luminous flux comparable to an incandescent or halogen lamp

#### Product features

- Professional LED lamps for line voltage
- Not dimmable
- Beam angle: up to 300°



- Lifetime: up to 15,000 h
- Lamp made of glass
- Good quality of light; color rendering index  $R_a \geq 80$ ; constant chromaticity

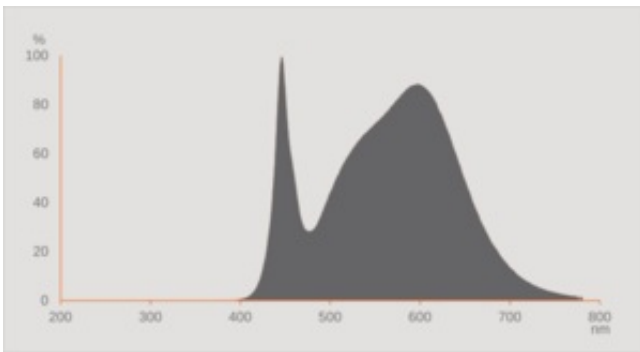
## TECHNICAL DATA

### Electrical data

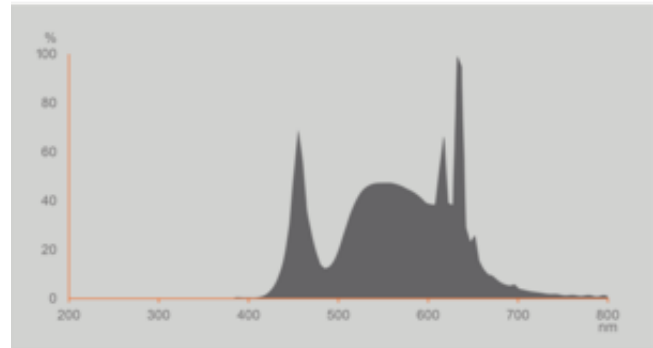
|  |             |
|--|-------------|
| Nominal wattage                          | 2.5 W       |
| Construction wattage                     | 2.50 W      |
| Nominal voltage                          | 220...240 V |
| Claimed equiv. conventional lamp power   | 25 W        |
| Nominal current                          | 19 mA       |
| Type of current                          | AC          |
| Inrush current                           | 1.8 A       |
| Operating frequency                      | 50...60 Hz  |
| Mains frequency                          | 50...60 Hz  |
| Max. lamp no. on circuit break. 10 A (B) | 250         |
| Max. lamp no. on circuit break. 16 A (B) | 400         |
| Power factor $\lambda$                   | > 0.50      |

### Photometrical data

|   |               |
|---|---------------|
| Luminous flux                           | 250 lm        |
| Nominal useful luminous flux 90°        | 250 lm        |
| Luminous efficacy                       | 100 lm/W      |
| Lumen main.fact.at end of nom.life time | 0.70          |
| Light color (designation)               | Cool White    |
| Color temperature                       | 4000 K        |
| Color rendering index Ra                | $\geq 80$     |
| Light color                             | 840           |
| Standard deviation of color matching    | $\leq 6$ sdcn |
| Rated LLMF at 6,000 h                   | 0.80          |
| Flickering metric (Pst LM)              | 1.0           |
| Stroboscope effect metric (SVM)         | 0.9           |



Spectral power distribution



Spectral power distribution

### Light technical data

|                                    |          |
|------------------------------------|----------|
| Beam angle                         | 300 °    |
| Warm-up time (60 %)                | < 0.50 s |
| Starting time                      | < 0.5 s  |
| Rated beam angle (half peak value) | 300.00 ° |

### Dimensions & Weight

|                  |          |
|------------------|----------|
| Overall length   | 77.00 mm |
| Diameter         | 45,0 mm  |
| Maximum diameter | 45 mm    |
| Product weight   | 15.00 g  |

### Temperatures & operating conditions

|                                      |              |
|--------------------------------------|--------------|
| Ambient temperature range            | -20...+40 °C |
| Maximum temperature at tc test point | 60 °C        |

### Lifespan

|                                     |         |
|-------------------------------------|---------|
| Lifespan                            | 15000 h |
| Number of switching cycles          | 100000  |
| Lumen maintenance at end of serv    | 0.70    |
| Rated lamp survival factor at 6,000 | ≥ 0.90  |

### Additional product data

|                             |  |
|-----------------------------|--|
| Base (standard designation) | E14  |
| Mercury content             | 0.0 mg   |
| Mercury-free                | Yes  |
| Design / version            | Clear  |
| Product remark              | All technical parameters apply to the entire lamp / Due to the complex production process for light-emitting diodes, the typical values shown for the technical LED parameters are purely statistical values that do not necessarily match the actual technical parameters of each individual product, which can vary from the typical value |

### Capabilities

|          |    |
|----------|----|
| Dimmable | No |
|----------|----|

### Certificates & Standards

|  |                 |
|--|-----------------|
| Energy efficiency class                      | F <sup>1)</sup> |
| Energy consumption                           | 3.00 kWh/1000h  |
| Type of protection                           | IP20            |
| Standards                                    | CE / EAC        |
| Photobiological safety group acc. to EN62778 | RG0             |

<sup>1)</sup> Energy efficiency class (EEC) on a scale of A (highest efficiency) to G (lowest efficiency)

### Country-specific categorizations



|                 |                 |
|-----------------|-----------------|
| Order reference | LEDSCLP25 2,5W/ |
|-----------------|-----------------|

### Energy labelling regulation data acc EU 2019/2015

|   |      |
|---|------|
| Lighting technology used                            | LED  |
| Non-directional or directional                      | NDLS |
| Mains or non-mains                                  | MLS  |
| Light source cap-type (or other electric interface) | E14  |
| Connected light source (CLS)                        | No   |
| Color-tuneable light source                         | No   |
| Envelope  | No   |

|  |                 |
|--|-----------------|
| High luminance light source                          | No              |
| Anti-glare shield                                    | No              |
| Correlated colour temperature type                   | SINGLE_VALUE    |
| Standby power  | 0 W             |
| Networked standby power for CLS                      | 0 W             |
| Claim of equivalent power                            | Yes             |
| Length   | 77.00 mm        |
| Height   | 45,0 mm         |
| Width  | 45,0 mm         |
| Chromaticity coordinate x                            | 0.380           |
| Chromaticity coordinate y                            | 0.380           |
| R9 Colour rendering index                            | 0.00            |
| Beam angle correspondence                            | SPHERE_360      |
| Survival factor                                      | 0.90            |
| Displacement factor                                  | 0.40            |
| LED light source replaces a fluorescent light source | No              |
| EPREL ID   | 1402973,523054  |
| Model number   | AC32444,AC17496 |

**DOWNLOAD DATA**

| DOWNLOAD DATA  |                               |
|--|-------------------------------|
|  | PRODUCT DATASHEET             |
|  | Declarations Of Conformity CE |

**LOGISTICAL DATA**

| Product code  | Packaging unit (Pieces/Unit) | Dimensions (length x width x height) | Gross weight | Volume               |
|---------------|------------------------------|--------------------------------------|--------------|----------------------|
| 4058075434103 | Folding box<br>1             | 46 mm x 49 mm x 130 mm               | 27.00 g      | 0.29 dm <sup>3</sup> |
| 4058075434110 | Shipping box<br>10           | 251 mm x 111 mm x 106 mm             | 360.00 g     | 2.95 dm <sup>3</sup> |
| 4058075604896 | Shipping box<br>6            | 159 mm x 111 mm x 106 mm             | 252.00 g     | 1.87 dm <sup>3</sup> |

The mentioned product code describes the smallest quantity unit which can be ordered. One shipping unit can contain one or more single products. When placing an order, for the quantity please enter single or multiples of a shipping unit.

## DISCLAIMER

Subject to change without notice. Errors and omission excepted. Always make sure to use the most recent release.