

TYREinflate Connect 650



Download via App

Automatic retrieval of information from the vehicle via the app allows the appropriate pressure settings to be sent to your mobile device.



Auto Stop function

Auto Stop function when pre-set pressure is reached.



Leak Detection

Including function to detect a loss of tyre pressure



OSRAMconnect

Connecting you with your car



OSRAMconnect App compatible tyre inflator

Improve your driving performance and fuel costs by making sure your tyre pressure is correct. The OSRAM TYREinflate Connect 650 is a digital tyre inflator compatible with the OSRAMconnect app, with a backlit display for easy and accurate pressure measurement and inflation³⁾ of tyres, showing pressure values in BAR, kPA and PSI. The app can store up to 5 vehicles and the associated information and has a function to detect a loss of tyre pressure. Furthermore, the OSRAM TYREinflate Connect 650 has an automatic switch-off function as soon as the preset pressure is reached. In addition, it has a storage compartment for valve caps, a 3.3 m long retractable power cable with a 12V fuse plug, a 65 cm long flexible air hose with an easily accessible holder and an additional LED light for illumination at night or in poor lighting conditions and a large on/off switch for additional manual operation. An inflation time of about 3 minutes²⁾ gets you on the road and where you need to be fast. Also included is a 3-piece adapter set, for bikes, balls and other inflatables, and a durable storage bag. OSRAM provides a 2-year guarantee on this product¹⁾1) For precise conditions please refer to: www.osram.com/am-guarantee2) Based on inflating a 13" tyre from flat to 2.41 BAR3) Measurements of the tyre pressure and inflation of the tyres to the optimum tyre pressure must always be conducted on cold tyres

Product datasheet

Technical data

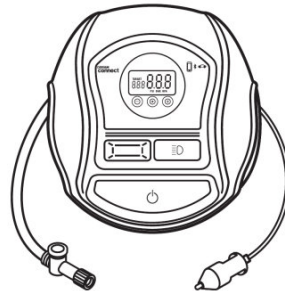
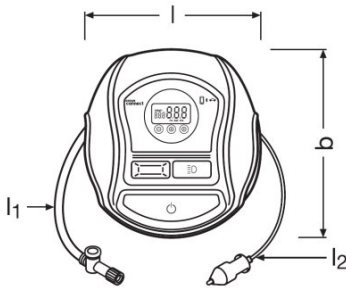
Product information

Order reference	OTIC650
Inflation time	3 min
Max Pressure	6.9 bar
Air Hose Length	65 cm
Power Cord Length	3.3 m
Charge Time (h)	N/A
Display Size	40 x 35 mm
Measuring Units	PSI, kPa, bar
Accuracy (bar)	±0.1 bar
Flow rate (l/min)	N/A

Electrical data

Nominal wattage	120.00 W
Nominal voltage	11.1 V
Operating Voltage	12 V
Power Source	12 V Fused Plug

Dimensions & weight



Length	200.0 mm
Width	251 mm
Height	219.0 mm

Additional product data

Display Type	Digital
Noise Level (dB)	90 dB
Recommended to Use With	Car, Small Van

Product datasheet

Capabilities

Accessories	Adaptors for: Balls, Air Mattress, Bikes
Fuse	10 A

Country specific categorizations

Order reference	OTIC650
-----------------	---------

Environmental information

Information according Art. 33 of EU Regulation (EC) 1907/2006 (REACH)	
Date of Declaration	01-04-2022
Primary Article Identifier	4052899622883
Declaration No. in SCIP database	In work



Detail



Detail



Detail



Detail



Detail



Detail

Product datasheet



Detail



Detail

Easy to pack away



Product Info Graphics

Easy to use



Product Info Graphics

What's in the box?



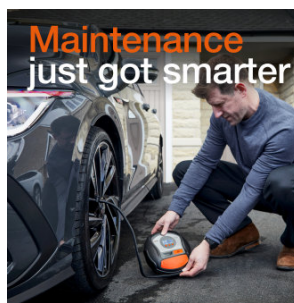
Product Info Graphics



Product Info Graphics



Product Info Graphics



Product Info Graphics

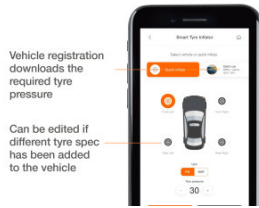
Tyre care just got smarter



Product Info Graphics

Product datasheet

Remove the guesswork



Accurate inflation



Product Info Graphics


Product Info Graphics

Logistical Data

Product code	Product description	Packaging unit (Pieces/Unit)	Dimensions (length x width x height)	Volume	Gross weight
4052899622883	TYRE inflate Connect 650	Folding carton box 1	232 mm x 95 mm x 216 mm	4.76 dm ³	1439.00 g
4052899622890	TYRE inflate Connect 650	Shipping carton box 4	401 mm x 251 mm x 248 mm	24.96 dm ³	1829.00 g

The mentioned product code describes the smallest quantity unit which can be ordered. One shipping unit can contain one or more single products. When placing an order, for the quantity please enter single or multiples of a shipping unit.

Download Data

File
 User instruction TYREinflate Connect 650

Safety advice

Reaches a maximum noise level of 90 db.

Legal advice

1) For precise conditions please refer to: www.osram.com/am-guarantee

2) Based on inflating a 13" tyre from flat to 2.41 BAR

3) Measurements of the tyre pressure and inflation of the tyres to the optimum tyre pressure must always be conducted on cold tyres

Application advice: For more detailed application information and graphics please see product datasheet and the user instruction.

Product datasheet

Application advice

For more detailed application information and graphics please see product datasheet.

Disclaimer

Subject to change without notice. Errors and omission excepted. Always make sure to use the most recent release.

The OSRAM logo is displayed in a bold, orange, sans-serif font.